

Scaled data based on original data using  
LM-79-08 Approved Method: Electrical and Photometric Measurements of Solid-  
State Lighting Products

Test Report Prepared for  
Cooper Lighting Solutions  
(formerly Eaton)

Brand: INVUE

Report Number: P676931

Luminaire Tested: **CCW-SA-1E-850-U-SL2-HSS**

Issue Date: 04/25/2023



**Test Information**

Test Method: LM-79-08  
Report Number: P676931  
Test Lab: INNOVATION CENTER(G1)  
Issue Date: 04/25/2023  
Manufacturer: COOPER LIGHTING SOLUTIONS (FORMERLY EATON)  
Product Line: INVUE  
Catalog Number: CCW-SA-1E-850-U-SL2-HSS  
Description: INVUE CLEAR CURVE Wall Pack MOUNT Light Square Luminaire @1050mA w/  
SL2 distribution lens and House Side Shield  
Light Source: (16) 5000K CCT, 80 CRI LEDs  
Ballast/Driver: ELECTRONIC DRIVER

**Summary**

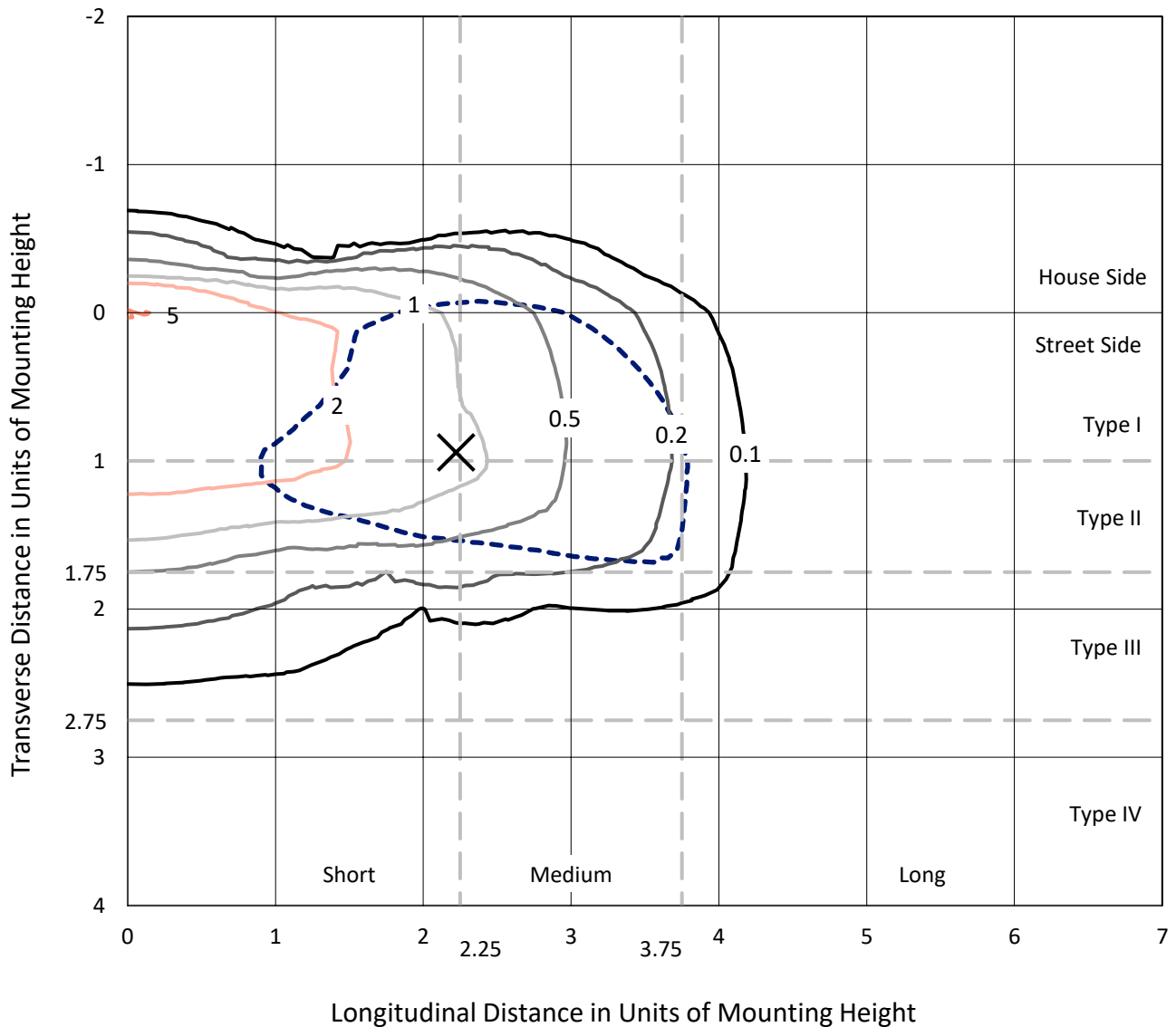
Lumens per Lamp: N/A  
Luminaire Lumens: 4797.6 lumens  
Efficiency: N/A  
Efficacy: 85.5 lumens/watt  
Luminous Opening: Rectangular (W 1' x L: 0.5' x H: 0')  
IES Classification: Type II - Short  
BUG Rating: B1 - U0 - G1

Input Watts (W): 56.1  
Input Voltage (V): 120  
Input Current (Ain): NR  
Voltage Rise (V): NR  
Power Factor: NR  
Total Harmonic Distortion (THDi): NR  
Frequency (hertz): 60  
Stabilization Time: NR  
Operation Time: NR  
Ambient Temperature (°C): NR  
Test Distance: 25 FT

REPORT NUMBER: P676931  
 CATALOG NUMBER: CCW-SA-1E-850-U-SL2-HSS

### Iso-Footcandle Lines of Horizontal Illumination

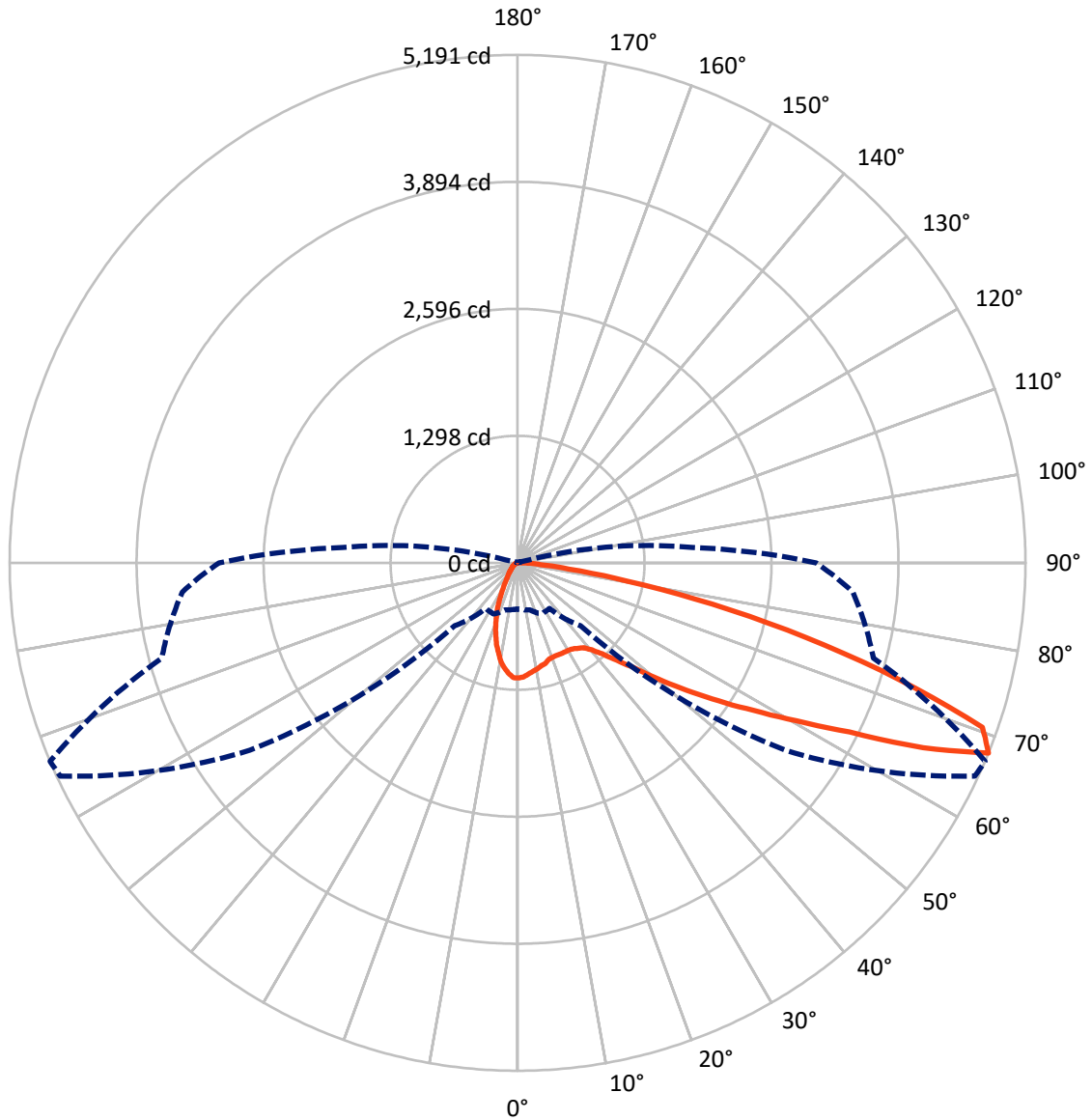
× Max cd  
 - - - 1/2 Max cd



Based on 15 foot mounting height. Maximum calculated value = 5.2 fc  
 Type II - Short - N/A

REPORT NUMBER: P676931  
CATALOG NUMBER: CCW-SA-1E-850-U-SL2-HSS

### Luminous Intensity Polar Plot



— Vertical Plane Through 67-Deg Lateral      - - - Horizontal Cone Through 67.5-Deg Vertical

REPORT NUMBER: P676931  
 CATALOG NUMBER: CCW-SA-1E-850-U-SL2-HSS

**FLUX DISTRIBUTION:**

		Downward	Upward	Total
<b>House Side</b>	Lumens	603.8	0.0	603.8
	% Fixture	12.6	0.0	12.6
<b>Street Side</b>	Lumens	4193.8	0.0	4193.8
	% Fixture	87.4	0.0	87.4
<b>Total</b>	Lumens	4797.6	0.0	4797.6
	% Fixture	100.0	0.0	100.0

**Coefficient of Utilization**

**ZONAL LUMENS:**

Zone	Lumens	% Fixture
0°-10°	99.1	2.1
10°-20°	220.3	4.6
20°-30°	313.2	6.5
30°-40°	456.0	9.5
40°-50°	705.8	14.7
50°-60°	1083.2	22.6
60°-70°	1174.2	24.5
70°-80°	662.5	13.8
80°-90°	83.2	1.7
90°-100°	0.0	0.0
100°-110°	0.0	0.0
110°-120°	0.0	0.0
120°-130°	0.0	0.0
130°-140°	0.0	0.0
140°-150°	0.0	0.0
150°-160°	0.0	0.0
160°-170°	0.0	0.0
170°-180°	0.0	0.0
0°-90°	4797.6	100.0
0°-180°	4797.6	100.0

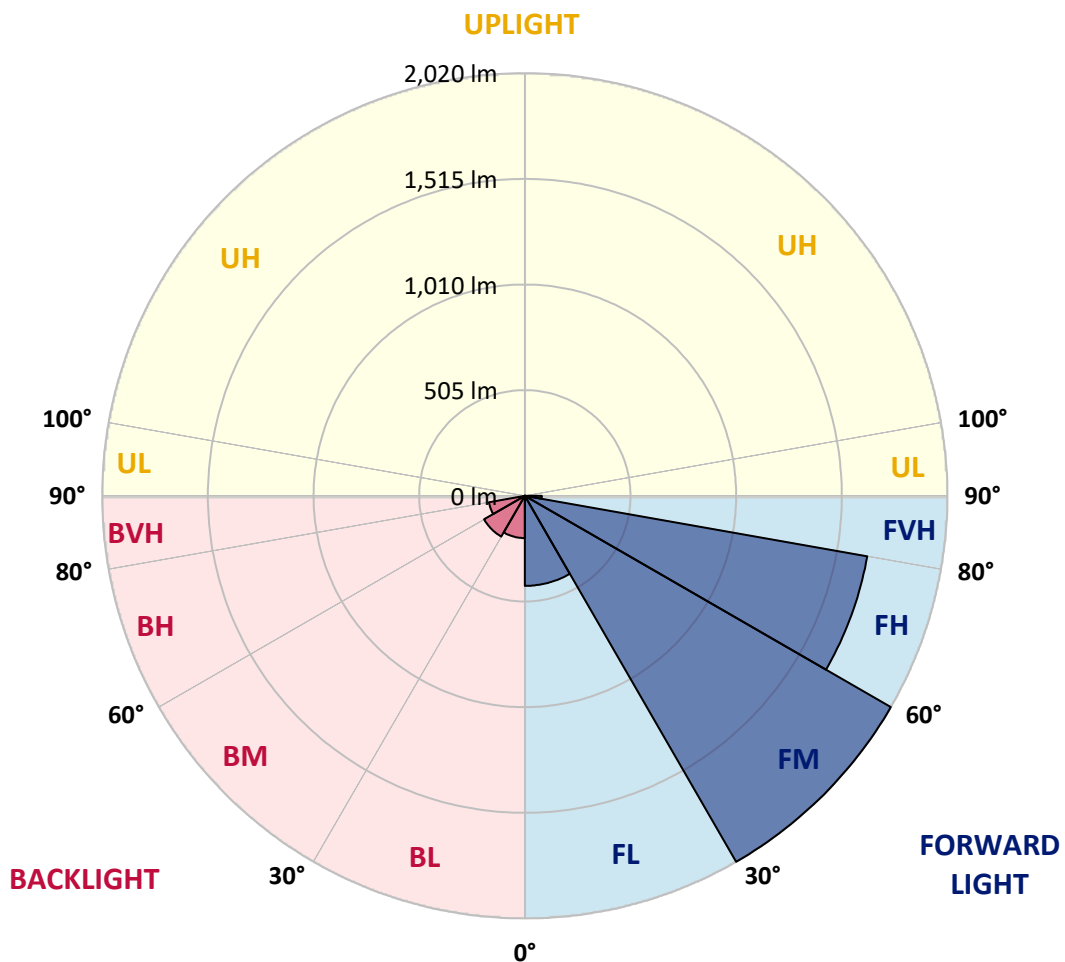


REPORT NUMBER: P676931  
 CATALOG NUMBER: CCW-SA-1E-850-U-SL2-HSS

**LUMINAIRE CLASSIFICATION SYSTEM LUMEN TABLE AND BUG RATING:**

Zone	Lumens	% Fixture	Zone Rating/Lumen Limit		
			B	U	G
FL (0°-30°)	430.5	9.0			
FM (30°-60°)	2020.2	42.1			
FH (60°-80°)	1662.3	34.6			G1/1800
FVH (80°-90°)	80.8	1.7			G1/100
BL (0°-30°)	202.1	4.2	B1/500		
BM (30°-60°)	224.9	4.7	B1/1000		
BH (60°-80°)	174.4	3.6	B1/500		G1/500
BVH (80°-90°)	2.4	0.0			G0/10
UL (90°-100°)	0.0	0.0		U0/0	
UH (100°-180°)	0.0	0.0		U0/0	

**BUG Rating: B1-U0-G1**  
 Type II Short





REPORT NUMBER: P676931

CATALOG NUMBER: CCW-SA-1E-850-U-SL2-HSS

**CANDELA DISTRIBUTION (FULL):**

	0°	5°	15°	25°	35°	45°	55°	65°	67°	75°	85°
0°	1176.8	1176.8	1176.8	1176.8	1176.8	1176.8	1176.8	1176.8	1176.8	1176.8	1176.8
2.5°	1125.9	1131.7	1139.8	1151.3	1159.4	1154.8	1158.3	1177.9	1167.5	1176.8	1172.1
5°	1063.5	1069.3	1080.8	1079.7	1088.9	1106.2	1129.4	1154.8	1143.2	1171.0	1181.4
7.5°	998.7	996.4	996.4	1020.7	1040.4	1064.6	1077.3	1119.0	1120.1	1144.4	1169.8
10°	939.8	946.7	958.3	967.5	986.0	1020.7	1057.7	1090.1	1102.8	1151.3	1158.3
12.5°	904.0	907.4	921.3	929.4	953.7	987.2	1026.5	1068.1	1078.5	1128.2	1161.7
15°	888.9	897.0	901.6	916.7	929.4	960.6	989.5	1036.9	1066.9	1106.2	1147.9
17.5°	900.5	897.0	899.3	904.0	919.0	946.7	977.9	1025.3	1035.7	1101.6	1164.0
20°	915.5	916.7	909.7	907.4	904.0	930.5	956.0	1017.2	1028.8	1101.6	1174.4
22.5°	956.0	943.3	956.0	937.5	919.0	930.5	954.8	1018.4	1026.5	1100.5	1184.9
25°	1005.7	1008.0	1011.5	972.2	945.6	937.5	962.9	1021.9	1028.8	1109.7	1189.5
27.5°	1076.2	1086.6	1069.3	1049.6	996.4	956.0	961.8	1019.6	1032.3	1105.1	1201.0
30°	1171.0	1162.9	1165.2	1120.1	1068.1	1004.5	988.3	1025.3	1034.6	1110.9	1223.0
32.5°	1253.1	1243.8	1260.0	1243.8	1161.7	1073.9	1019.6	1036.9	1047.3	1124.7	1241.5
35°	1303.9	1315.5	1340.9	1358.2	1288.9	1164.0	1071.6	1068.1	1072.7	1131.7	1255.4
37.5°	1382.5	1403.3	1424.1	1468.1	1408.0	1275.0	1153.6	1108.6	1100.5	1165.2	1262.3
40°	1468.1	1462.3	1523.5	1575.6	1573.3	1431.1	1268.1	1180.2	1168.7	1218.4	1308.5
42.5°	1539.7	1534.0	1602.2	1687.7	1696.9	1581.3	1398.7	1282.0	1271.5	1300.4	1365.2
45°	1633.4	1638.0	1718.9	1820.6	1854.1	1780.2	1575.6	1427.6	1421.8	1412.6	1472.7
47.5°	1716.6	1742.0	1811.4	1931.6	2053.0	1985.9	1783.6	1640.3	1599.8	1579.0	1639.1
50°	1774.4	1797.5	1881.9	2010.2	2232.1	2274.9	2017.1	1866.9	1868.0	1817.2	1849.5
52.5°	1774.4	1773.2	1841.4	2010.2	2357.0	2576.6	2329.2	2152.4	2161.6	2108.5	2110.8
55°	1603.3	1599.8	1683.1	1862.2	2343.1	2866.8	2802.0	2514.2	2491.1	2388.2	2398.6
57.5°	1291.2	1299.3	1362.9	1577.9	2162.8	3002.0	3365.0	2921.1	2842.5	2629.8	2629.8
60°	942.1	935.2	982.6	1132.8	1732.8	2951.1	3827.4	3400.8	3277.1	2829.8	2799.7
62.5°	716.7	715.5	728.3	779.1	1099.3	2573.2	4026.2	4011.2	3810.0	3026.3	2983.5
65°	579.1	581.4	598.8	634.6	671.6	1754.7	3921.0	4739.4	4555.6	3318.7	3178.9
67.5°	472.8	478.6	499.4	576.8	568.7	908.6	3339.5	5156.7	5191.4	3764.9	3441.3
70°	364.1	373.4	397.6	507.5	547.9	604.6	2315.4	4948.6	5041.1	4042.4	3282.9
72.5°	247.4	246.2	298.2	411.5	553.7	553.7	1288.9	3985.7	4073.6	3726.8	2851.7
75°	134.1	142.2	197.7	311.0	507.5	535.2	734.0	2916.5	3040.2	2898.0	2205.6
77.5°	72.8	74.0	109.8	203.4	421.9	510.9	490.1	1983.6	2032.2	1747.8	1208.0
80°	38.1	39.3	57.8	132.9	291.3	473.9	408.1	1182.5	1136.3	670.5	398.8
82.5°	17.3	18.5	28.9	83.2	186.1	373.4	352.6	571.0	527.1	187.3	121.4
85°	6.9	6.9	12.7	49.7	108.7	183.8	301.7	286.7	239.3	56.6	60.1
87.5°	2.3	2.3	3.5	19.7	43.9	109.8	160.7	151.4	104.0	20.8	32.4
90°	0.0	0.0	0.0	0.0	0.0	0.0	0.0	0.0	0.0	0.0	0.0



REPORT NUMBER: P676931  
 CATALOG NUMBER: CCW-SA-1E-850-U-SL2-HSS

**CANDELA DISTRIBUTION (continued):**

	90°	95°	105°	115°	125°	135°	145°	155°	165°	175°	180°
0°	1176.8	1176.8	1176.8	1176.8	1176.8	1176.8	1176.8	1176.8	1176.8	1176.8	1176.8
2.5°	1167.5	1180.2	1176.8	1174.4	1152.5	1150.2	1147.9	1127.1	1134.0	1116.7	1128.2
5°	1174.4	1181.4	1162.9	1128.2	1097.0	1062.3	1035.7	1017.2	983.7	971.0	968.7
7.5°	1167.5	1167.5	1129.4	1073.9	1012.6	956.0	884.3	833.4	795.3	766.4	776.8
10°	1158.3	1144.4	1105.1	1006.8	895.9	810.3	707.4	632.3	575.7	557.2	545.6
12.5°	1158.3	1134.0	1046.1	912.0	768.7	639.2	516.7	418.5	364.1	331.8	327.1
15°	1147.9	1112.0	1003.4	823.0	645.0	469.3	329.4	245.1	198.8	186.1	181.5
17.5°	1150.2	1107.4	939.8	717.8	500.5	312.1	201.1	154.9	143.3	137.6	138.7
20°	1154.8	1107.4	883.1	615.0	360.7	194.2	138.7	130.6	124.8	122.5	123.7
22.5°	1169.8	1085.4	825.4	509.8	243.9	139.9	122.5	114.4	109.8	106.3	105.2
25°	1172.1	1082.0	769.9	405.7	167.6	117.9	107.5	98.3	92.5	87.9	86.7
27.5°	1168.7	1066.9	692.4	301.7	126.0	105.2	91.3	82.1	74.0	70.5	69.4
30°	1181.4	1039.2	626.5	217.3	106.3	91.3	77.4	67.0	60.1	55.5	55.5
32.5°	1182.5	1014.9	553.7	154.9	97.1	80.9	65.9	54.3	47.4	45.1	45.1
35°	1183.7	993.0	472.8	117.9	86.7	69.4	54.3	45.1	40.5	37.0	37.0
37.5°	1187.2	976.8	398.8	99.4	77.4	59.0	45.1	37.0	32.4	31.2	31.2
40°	1194.1	954.8	321.4	87.9	67.0	49.7	38.1	31.2	26.6	25.4	24.3
42.5°	1212.6	949.0	256.6	78.6	60.1	41.6	31.2	25.4	22.0	19.7	18.5
45°	1288.9	964.1	198.8	72.8	50.9	34.7	26.6	20.8	16.2	15.0	13.9
47.5°	1413.7	1013.8	157.2	64.7	42.8	28.9	22.0	16.2	12.7	11.6	10.4
50°	1603.3	1127.1	128.3	57.8	35.8	24.3	17.3	12.7	9.2	8.1	8.1
52.5°	1851.8	1279.6	111.0	50.9	28.9	20.8	13.9	9.2	6.9	5.8	5.8
55°	2106.1	1460.0	104.0	43.9	24.3	17.3	10.4	6.9	4.6	3.5	3.5
57.5°	2339.7	1576.7	100.6	35.8	20.8	12.7	8.1	4.6	2.3	1.2	1.2
60°	2485.3	1662.3	90.2	28.9	16.2	10.4	5.8	2.3	1.2	0.0	0.0
62.5°	2677.2	1749.0	74.0	22.0	11.6	6.9	3.5	1.2	0.0	0.0	0.0
65°	2930.3	1846.1	57.8	17.3	9.2	4.6	2.3	1.2	0.0	0.0	0.0
67.5°	3051.7	1795.2	39.3	12.7	5.8	2.3	1.2	0.0	0.0	0.0	0.0
70°	2809.0	1512.0	27.7	9.2	3.5	1.2	1.2	0.0	0.0	0.0	0.0
72.5°	2361.6	1184.9	20.8	5.8	2.3	1.2	0.0	0.0	0.0	0.0	0.0
75°	1740.9	741.0	16.2	4.6	2.3	0.0	0.0	0.0	0.0	0.0	0.0
77.5°	923.6	276.3	11.6	3.5	1.2	0.0	0.0	0.0	0.0	0.0	0.0
80°	272.8	80.9	8.1	2.3	1.2	0.0	0.0	0.0	0.0	0.0	0.0
82.5°	90.2	24.3	4.6	2.3	1.2	0.0	0.0	0.0	0.0	0.0	0.0
85°	46.2	9.2	2.3	2.3	1.2	0.0	0.0	0.0	0.0	0.0	0.0
87.5°	26.6	3.5	2.3	2.3	1.2	0.0	0.0	0.0	0.0	0.0	0.0
90°	0.0	0.0	0.0	0.0	0.0	0.0	0.0	0.0	0.0	0.0	0.0

(END OF REPORT)